

Dx Geomagic Design X



La alta velocidad de captura de los escáneres láser permite generar una representación precisa y detallada de componentes, fundamental en aplicaciones de ingeniería inversa.


Para esto Geocom ofrece los siguientes software especializados:

Geomagic Design X es un software especializado en convertir datos de escaneo 3D en modelos CAD basados en características de alta calidad. Al tener un modelo 3D de un objeto existente es posible generar documentación 2D, controlar su desarrollo y modificaciones, realizar simulaciones, entre otras acciones que ayudan a reducir el costo del proceso de producción.

NUESTROS PLANES

Dx Go

Empiece a realizar ingeniería inversa de piezas con un software fácil de usar.



Dx Plus

Un conjunto de herramientas mejoradas que se integran directamente con su escáner.



Dx Pro

Ingeniería inversa sin límites. Convierta sus escaneos 3D en archivos CAD con mayor rapidez que cualquier otra herramienta del mercado.



VER DETALLES DE PLANES



Dx Geomagic Design X

Dx Go

Dx Plus

Dx Pro

INPUT / OUTPUT

Import/Export Neutral Point Data (PTS, etc.)	✓	✓	✓
Import/Export Neutral Meshes (STL, etc.)	✓	✓	✓
Import Scanner Formats	✓	✓	✓
Import/Export Neutral CAD (STEP, IGES, etc.)	✓	✓	✓
Import Parasolid Text/Binary	✗	✗	✓
Import Native CAD (i.e. ACIS, CATIA, Creo, NX, SolidWorks, DXF, Inventor, VDA-FS, Rhino, JT, SolidEdge)	✗	✗	✓
Export Parasolid Text/Binary, Leica, KeyShot	✗	✗	✓
Export Native CAD (ACIS, CATIA, DXF)	✗	✗	✓

SELECT

Mode (Line, Rectangle, Circle, etc., Select by Angle, Extend To Similar, Extend To Sudden Change, Extend By Smart Selection)	✓	✓	✓
All (Entity based on Selection Filter), None, Inverse	✓	✓	✓
Custom Region	✓	✓	✓
Boundary Entities, Entities Around Edges/Faces, Enlarge, Shrink, Convert, Current Selection, By Criteria, By Color, Exterior Poly Faces	✗	✗	✓

REFERENCE GEOMETRY

All (Plane, Vector, Coordinate System, Polyline, Point)	✓	✓	✓
---	---	---	---

SOLID TOOLS

Extrude, Revolve, Sweep, Loft	✓	✓	✓
Cut, Boolean	✓	✓	✓
Solid Offset, Shell, Thicken Surface	✗	✓	✓

Dx Geomagic Design X

Dx Go

Dx Plus

Dx Pro

SURFACE TOOLS

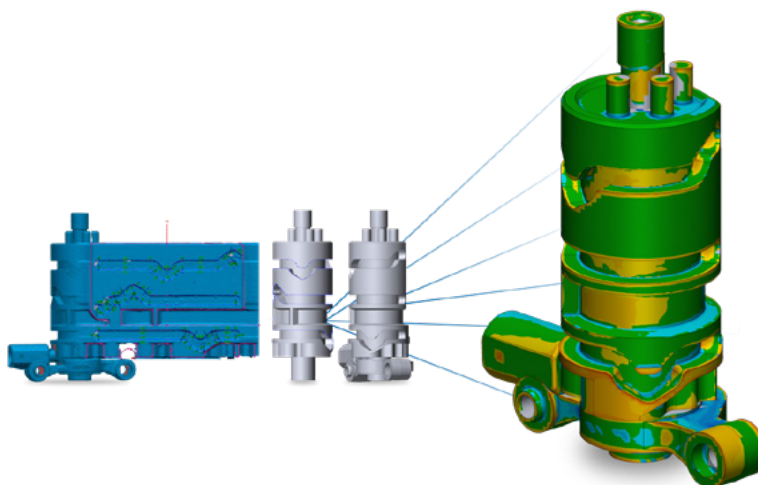
Mesh Fit, Auto Surface (without selective surfacing)	✓	✓	✓
Extrude, Revolve, Sweep, Loft, Reverse Normal	✓	✓	✓
Surface Offset	✗	✓	✓
Auto Surface (with selective surfacing)	✗	✓	✓
Fill Face, Extend/Trim/Untrim Surface, Sew	✗	✓	✓
Fit Surface Patches	✗	✗	✓
Solidify	✗	✗	✓

MODELING WIZARDS

Solid Primitive, Surface Primitive	✓	✓	✓
Extrusion Wizard, Revolution Wizard, Sweep Wizard, Loft Wizard, Pipe Wizard	✗	✗	✓

MODELING FEATURES

Fillet, Chamfer	✓	✓	✓
Transform Body, Delete Face, Draft, Linear/Circular Pattern, Mirror	✗	✓	✓
Emboss, Curve Pattern, Helix Curve, Spiral Curve, 3D Polyline Curve, Move/ Replace/Split Face, Duplicate/Delete Body	✗	✗	✓



Dx Go

Dx Plus

Dx Pro

CAD CORRECT

Refit

×

×

✓

SCANNER DIRECT CONTROL

Creaform Portable 3D Scanners, Geomagic Capture, Konica Minolta Range5/Range7, Shining3D, Z Corporation Zscanner, eviXscan Scanners 3D, ScanTech ScanViewer, ScanTech Tviewer

✓

✓

✓

Aicon, Faro Cobalt Array Imager, Hexagon Structured Light Scanner, Konica Minolta VIVID

×

✓

✓

PROBING

LiveAlign, LiveCapture, LiveModel, Live Geometry

×

✓

✓

Probe Location, Move Device, Setting, Connect/Device Connect

×

✓

✓

SCAN TOOLS

Triangulate, Align Between Scan Data, Merge, Combine, Decimate, Transform Scan Data

✓

✓

✓

Normal Information Wizard, Boolean

×

×

✓

Mesh Buildup Wizard, Unroll/Roll Scan, Average Meshes

×

×

✓

MESH TOOLS

Healing Wizard, Fix Normal, Global Remesh, Fill Holes, Smooth, Split

✓

✓

✓

Offset

✓

✓

✓

Navigation

✓

✓

✓

Edit Boundaries, Defeature, Trim, Convert To Mesh

×

✓

✓

Mirror, Thicken, Separate Mesh

×

×

✓

Sew Boundaries, Retriangulate, Optimize Mesh, Edit Poly-Edge, Virtual Rescan, Rewrap

×

×

✓

Remove Markers, Add Poly-Face, Smart Brush, Subdivide, Enhance Shape, Refit, Insert

×

×

✓

Dx Geomagic Design X

Dx Go

Dx Plus

Dx Pro

REGION

Insert	✓	✓	✓
Merge, Split	✓	✓	✓
Auto Segment, Resegment, Separate, Enlarge, Shrink, Geometry Classification	✗	✗	✓

POINT CLOUD


Filter Noise, Sampling	✓	✓	✓
Smooth, Offset Points, Construct Mesh, Convert to Point Cloud, Separate Point Cloud	✗	✗	✓

TEXTURE

Add/Edit/Remove/Export Texture	✗	✗	✓
Convert Texture To Color, Convert Color To Texture, Copy Texture/Vertex Color, Compensate Color Temperature	✗	✗	✓

SCAN PROCESS

Process Designer, Run Scan Process, Batch Process	✗	✗	✓
---	---	---	---



Dx Geomagic Design X

Dx Go

Dx Plus

Dx Pro

2D SKETCH ENTITIES

Mesh Sketch	✓	✓	✓
Sketch	✓	✓	✓
Line, Rectangle, Polygon, Circle, Arc, Spline, Centerline, Construction Point	✓	✓	✓
Parallelogram, Ellipse	✓	✓	✓
Slot	✓	✓	✓
Parabola	✗	✗	✓
Sketch Text, Insert from File, By Fitting Polyline	✗	✗	✓
AutoSketch	✗	✗	✓

2D SKETCH TOOLS

Fillet, Chamfer, Offset, Trim, Extend, Split, Convert Entities, Resize	✓	✓	✓
Mirror, Linear Sketch Pattern, Circular Sketch Pattern	✓	✓	✓
Smart Dimension, Constraints	✓	✓	✓
Snap On Entities, Snap On Polylines, Smart Snap	✓	✓	✓
Tangent/Coincident Constraint Settings	✗	✓	✓
Merge	✗	✓	✓
Rebuild Spline, Silhouette	✗	✗	✓
Convert to Spline, Text to Spline, Insert Polyline	✗	✗	✓

3D SKETCH ENTITIES

3D Sketch	✓	✓	✓
Spline	✓	✓	✓
Section	✓	✓	✓
3D Mesh Sketch	✗	✓	✓
Pencil, Intersection, Boundary, UV Curves from Surface, Spline by Fitting, Unroll/Roll Curves, Trace Feature Line	✗	✗	✓
Extract Contour Curves, Construct Patch Network, Create Patch Network	✗	✗	✓
Shuffle Patch Groups, Relax Contour, Relax Patches, Remove Patches, Repair Patches	✗	✗	✓

Dx Geomagic Design X

Dx Go

Dx Plus

Dx Pro

3D SKETCH TOOLS

Convert Entities	✓	✓	✓
Offset, Mirror, Trim, Extend, Split, Remove Constraint, Join, Rebuild, Merge	✗	✓	✓
Project, Smooth, Match, Blend, Insert/Remove Node	✗	✗	✓

BODY TOOLS

Find Defect	✗	✗	✓
-------------	---	---	---

ALIGN


Interactive Alignment	✓	✓	✓
Quick Fit, Best Fit, Datum Match	✗	✗	✓
Align Wizard, Target Registration, Sphere Registration	✗	✗	✓

MEASURE

Distance, Angle, Radius, Section	✓	✓	✓
Mesh Deviation	✓	✓	✓

VIEW

Visibility, Zoom, Mesh Display Mode, Body Display Mode, Viewpoint, Viewport, Light Properties, View Clip, Walk-through	✓	✓	✓
--	---	---	---



Dx Geomagic Design X

Dx Go

Dx Plus

Dx Pro

ACCURACY ANALYZER

Deviation for Body, Deviation for Mesh, 2D/3D Sketch Analysis



All



ADD INS

Import/Split, IGES Point Importer, Sphere Registration, Flatten/Deform



Legacy Create Curve Network, Legacy Boundary Fit, Legacy Auto-Surfacing, Legacy Fill Hole, Target Registration, New Feature Preview



PUBLISH

Publish to PDF



LIVE TRANSFER

SolidWorks, NX, Creo, AutoCAD, Inventor

